




MEREEN-JOHNSON MACHINE CO.

Model 312-DC/SR **“Select-A-Rip”**

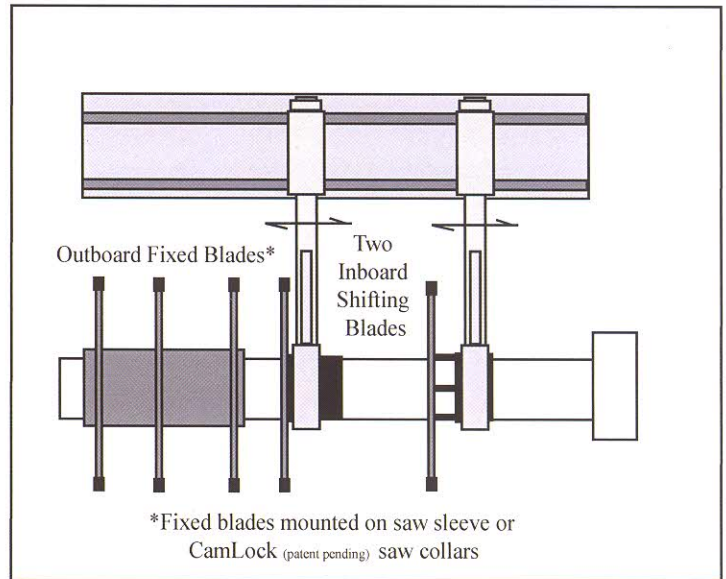
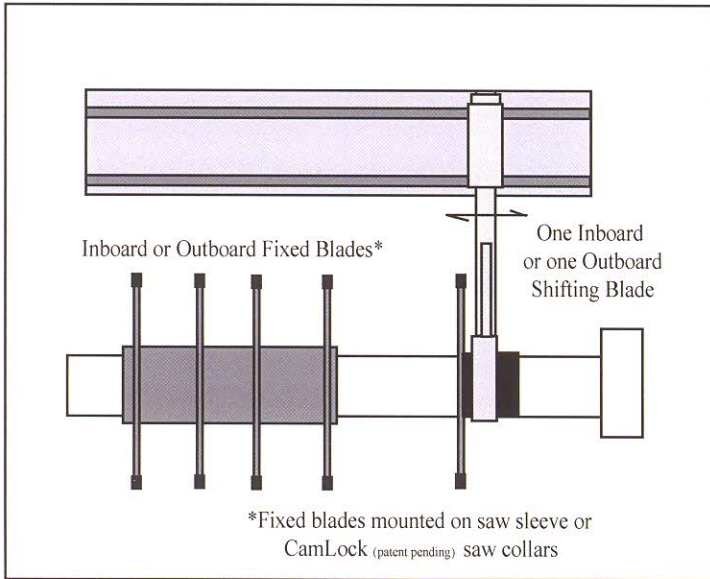
Straight Line Multiple Rip Saw




An Economical Choice for Flexibility, Reliability, Productivity, and Accuracy

GANG RIP SAW PRODUCTIVITY

Imagine having the right parts at the right time....
without sacrificing yield.



Inboard shifting saws allow quick access of fixed saw blades providing the industry's fastest change-overs.



Award Winning Sales and Service Support

Shifting hubs with wide land for stability provide 1" net rip minimums between shifting blades.

Heavy-duty overbeam provides an extremely rigid support for the shifting saw carriages.

